



EDJBA

Stadium Scoring

Scorers

Guidelines

GUIDELINES TO STADIUM SCORING FOR SCORERS

1) START OF GAME

After the team manager or coach has selected the players and checked the singlet numbers the game is ready to start.

a) REFEREE STARTING THE GAME

***** Note this is not the official clock for the game. The score board clock is what determines the time remaining in a game *****

The screenshot shows the Stadium Scoring interface for a game between Milton Mutants Men's and Ettham Saints Men's. The clock is at 09:47. A red arrow points from a text box to the 'Run Clock' button.

PTS	FOULS	No.	No.	FOULS	PTS
		4			5
		5			6
		6			7
		7			11
		10			15
		12			43
		25			C
		31			T2
		C			
		T1			

- Scores and fouls can still be added if the Stadium Scoring clock finishes
- Running the clock provides approximate information about when events occur during the game

b) ADDING A SCORE TO A PLAYER

Stadium Scoring 09:28 GAME STATUS: First Quarter

Milton Mutants Men's 0 VS 0 Eltham Saints Men's

Isaac Bibes 4

+1 Foul
+2 Tech Foul
+3 Uns. Foul

Select 'Player' who has scored

Select 'Points' scored

- When a player scores, click on their name and then the appropriate score i.e. +1 for each free throw made, +2 for a field goal and +3 for a 3 point goal
- The players progressive score appears beside their name and the progressive team score is added to the display at the top of the screen

c) ADDING A FOUL TO A PLAYER

Stadium Scoring 03:29 GAME STATUS: First Quarter

Milton Mutants Men's 2 VS 0 Eltham Saints Men's

John Smith 4

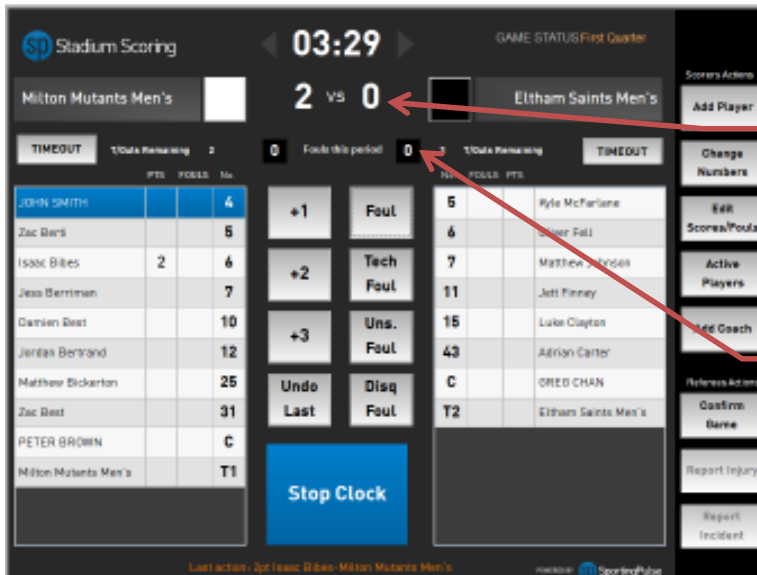
Foul
Tech Foul
Uns. Foul
Disq. Foul

Select 'Player' who has fouled

Select type of 'Foul'

- When a player fouls, click on their name and then the appropriate foul
- The players fouls appears beside their name and the progressive team fouls are added to the display at the top of the screen

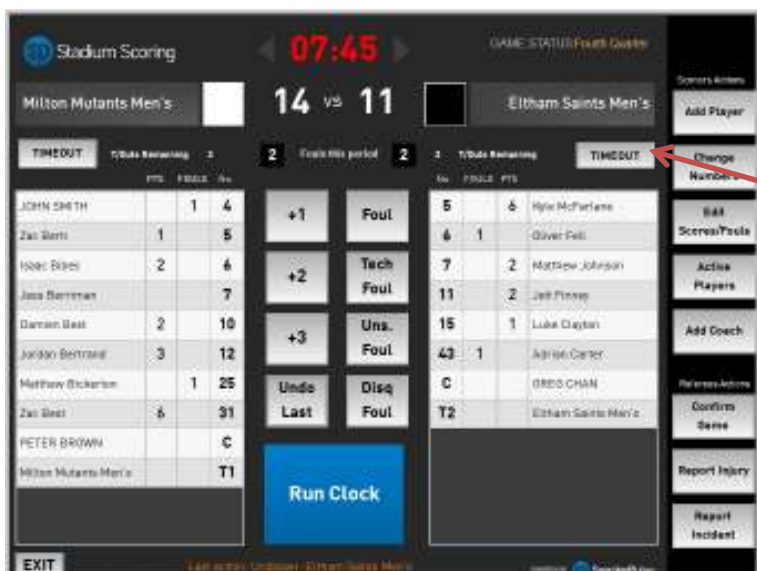
c) ADDING A FOUL TO A PLAYER (cont)



Team score is shown here

Team fouls are shown here

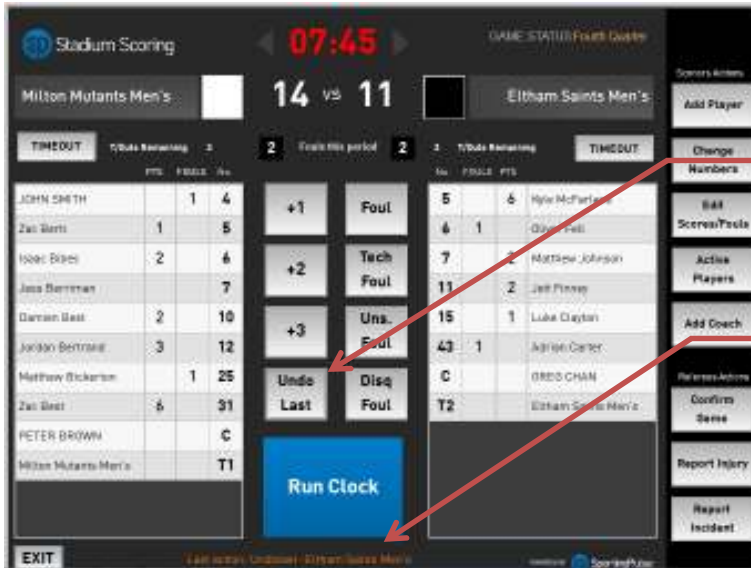
d) TIMEOUTS



Select 'Timeout' under the team calling the timeout

- If a team calls a Time out click on 'Timeout' for the appropriate team

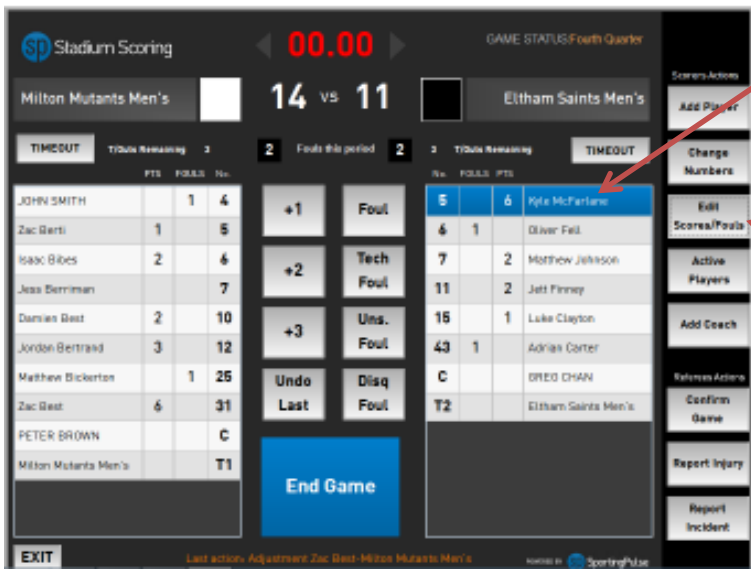
e) UNDO LAST ENTRY



Select "Undo last" to correct an error just made

Details of last score or foul entered can be seen here

f) ADJUSTING EARLIER ERRORS



Select "Player" to amend

Select "Edit Scores/Fouls"

f) ADJUSTING EARLIER ERRORS (cont)

To add points

To add a foul

- To add a score click on either +1, +2 or +3 (under scores)
- To add a foul click on +1 (under fouls)

1st Half entries

2nd Half entries

To delete an entry, select the entry above and then select '**Delete Action**'

- To delete a score or foul, highlight the action to be deleted and click '**Delete Action**'
- Click '**Exit**'



2) HALF TIME

At half time the referee will start the clock and check the number of players for each team

3) POST GAME

When the game has finished the referee will close the game after they have checked the scores.

Please stay at the score bench until the game has been closed so any errors can be corrected by the referees before the game is closed.